




# Composite Door Collection





2 Panel 2 Square, Black, Enfield Glass

CLASSIC MOULDED DOORS




Page 12 Page 14 Page 15 Page 16 Page 18 Page 19 Page 20 Page 22

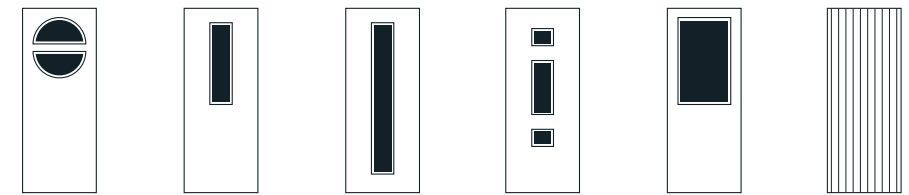


Page 23 Page 24 Page 25 Page 26 Page 27 Page 47 Page 47

CONTEMPORARY DOORS



Page 30 Page 32 Page 33 Page 34 Page 36 Page 37 Page 38



Page 40 Page 41 Page 42 Page 44 Page 46 Page 47

TECHNICAL APPENDICES



# Don't compromise, go composite

We don't believe in compromising on quality. We've brought together materials to give you the very best in strength, easy maintenance, security, and weather resistance. Oh – and great looks as well.

Behind the Door-Stop name, you'll find the latest technology and design in doors. When you're indoors you'll enjoy loads of style, strength and security.

With a host of customisable options to choose from across colour palette, glazing, ironmongery and security, these elegant doors provide the strength and beauty to make a bold statement, whatever your property style.



# We don't make anything else

Door-Stop have been a pioneer in the composite door industry since 2008, setting standards in quality and innovation. Unlike some other manufacturers we were the first company solely dedicated to crafting composite doors - we've never made anything else.

This laser focus allowed us to revolutionise the industry, introducing innovations like reglazeable cassettes, colour-matched weather bars and providing Energy Rating certificates before they were mandatory.

Today as part of the Masonite Group, our legacy of customer satisfaction endures, carrying forward our extensive experience and unwavering commitment to excellence.







Mid Square, White Internal Colour, Clear Glass


FEATURES

Colour Matched Weather Bars



We believe the entirety of the door should match your chosen colour. Therefore we only offer colour matched weather bars, designed specifically to match your new entrance door.

Unique Reglazeable Cassettes



Reglazeable Cassette; our patented reglazeable cassettes mean the glass can be swapped out or replaced without the need to replace the entire door.

PVC Edgebanded To Complete Your Door



Every sight-line of your door is considered. On the hinge edge of all doors, we apply a grained trim and then countersink the hinges for a perfect, flush finish. All Genuine Door-Stop doors carry an official stamp on the hinge edge near the bottom of the door.

Internal Colour Choices



We understand the importance of matching the interior side of your new door to your colour scheme. That's why we offer doors with a separate interior colour to the exterior.



INTRODUCING


# New Colour Options

Our new colours have been inspired by the great outdoors and help you coordinate your exterior doors with the latest trends in interior design. From calming tones associated with the British countryside through to more vibrant sea blues, embrace a range of landscapes to incorporate the natural world into the comfort of your home.


The two new greys - Pebble Grey and Agate Grey – match particularly well with a neutral palette to create a welcoming entrance to any home. For those with a bolder design preference, a front door in Purple Violet, Fern Green or Turquoise Blue can be used to create a focal point both inside and outside.



Purple Violet




Pebble Grey



Turquoise Blue



Fern Green



Agate Grey



Pastel Blue

See page 52 for all Colour Options



Mid Square, Agate Grey, Clear Glass



Mid Square, Fern Green, Clear Glass



2 Panel 2 Square, Turquoise Blue, Enfield Glass






# Timeless, Classic Designs

Our selection of Traditional door styles offer both expressive style and enduring performance.

With a host of customisable options to choose from across colour palette, glazing, ironmongery and security, these elegant doors provide the strength and beauty to make a bold statement, whatever your property style.







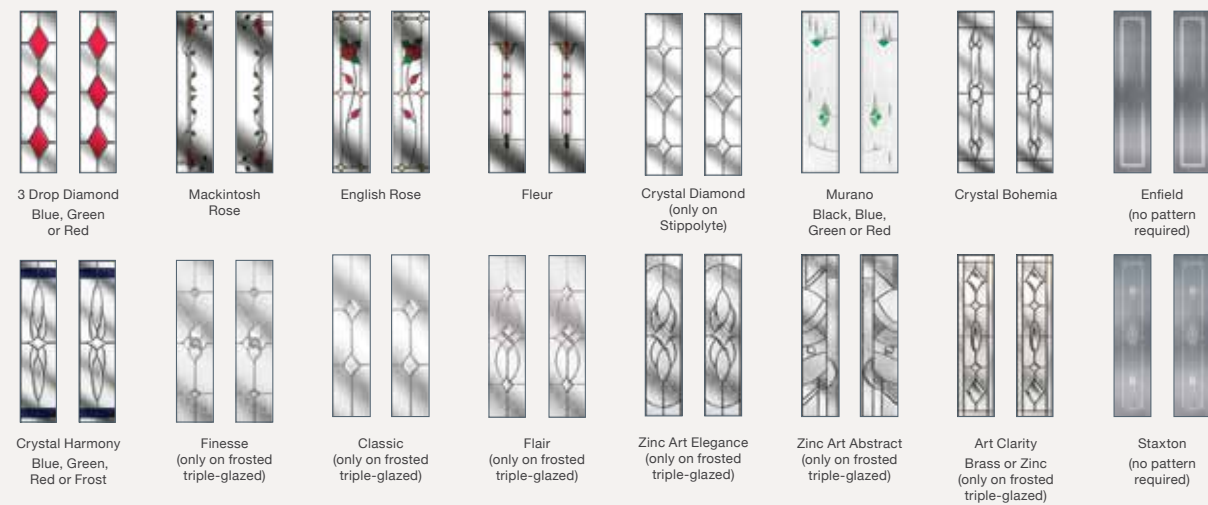
# 2 Panel 2 Square



## Colours



## Glass Designs




2 Panel 2 Square, White, Flair Glass



## 2 Panel 2 Arch



### Colours



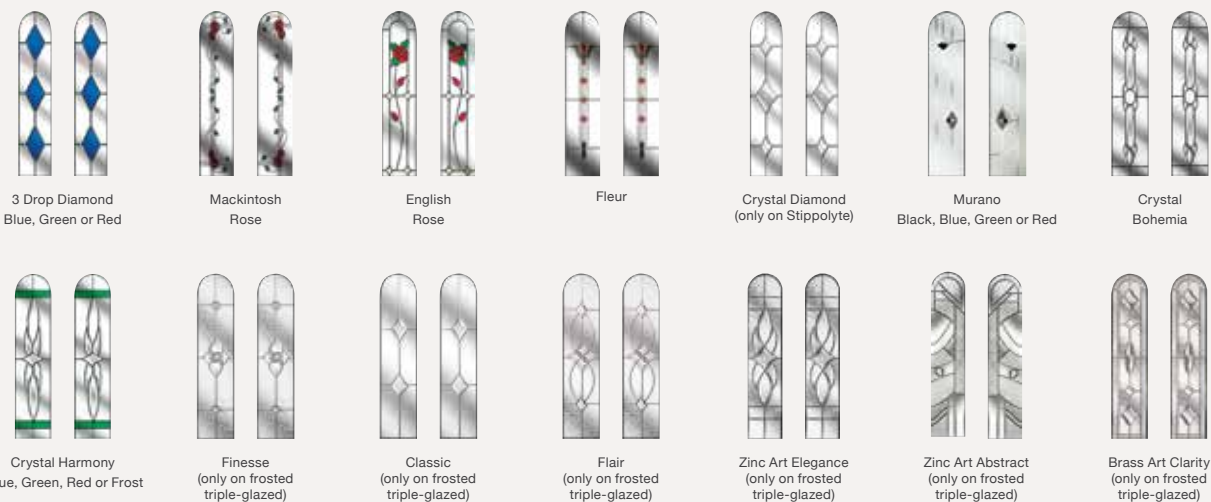
## 2 Panel 2 Angle



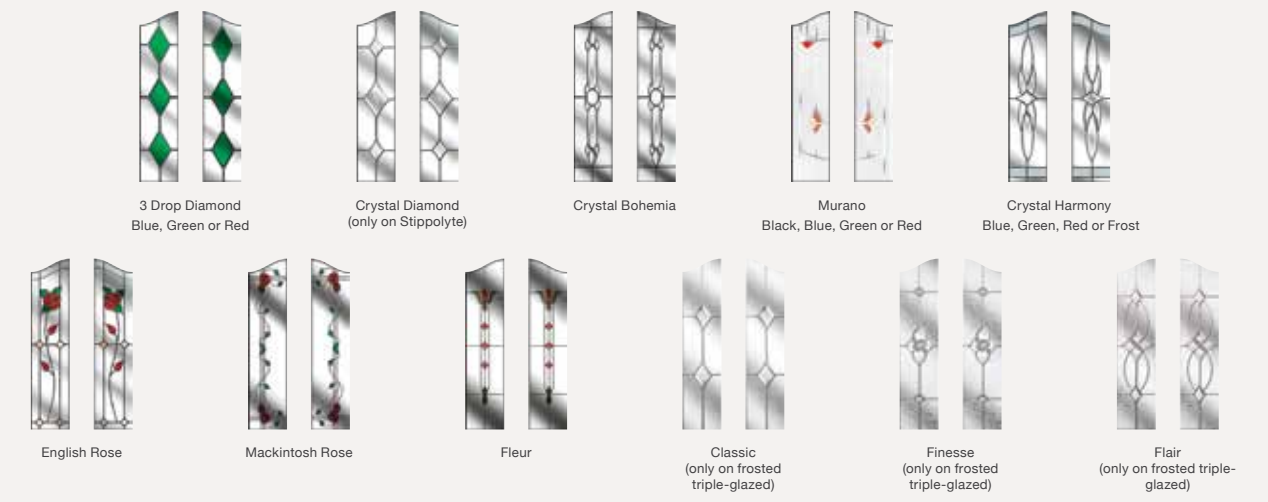
### Colours



### Glass Designs



### Glass Designs








3 Panel 1 Square, Chartwell Green, Dorchester Glass

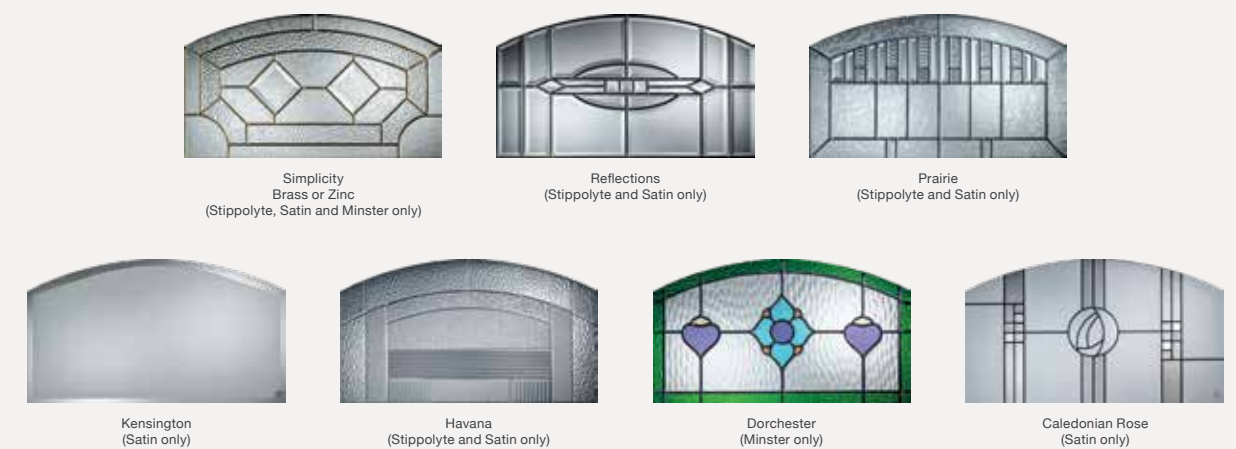
### 3 panel 1 square



#### Colours



#### Glass Designs






## 2 Panel 1 Square



### Colours



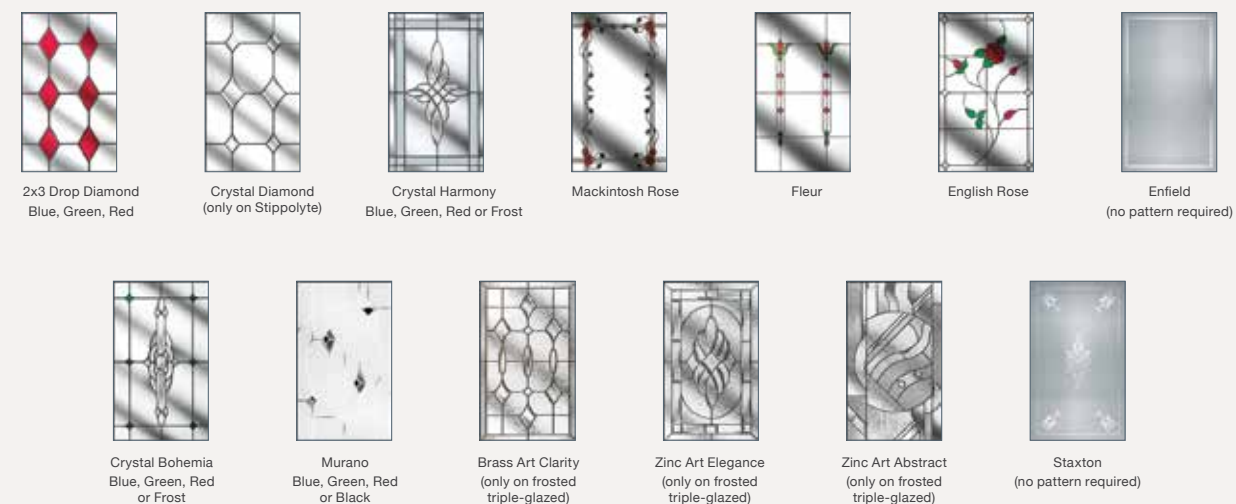
## 2 Panel 1 Arch



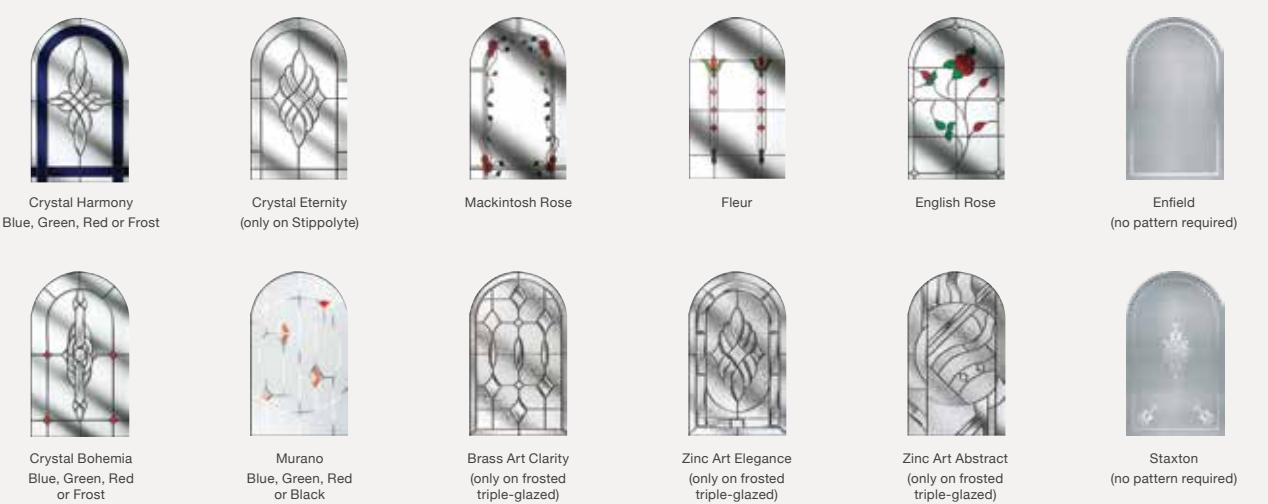
### Colours



### Glass Designs



### Glass Designs






## 2 Panel 1 Grill



### Colours



### Glass Patterns



2 Panel 1 Grill, Blue Internal Colour, Clear Glass



## 2 Panel Sunburst



### Colours



## 4 Panel 1 Arch



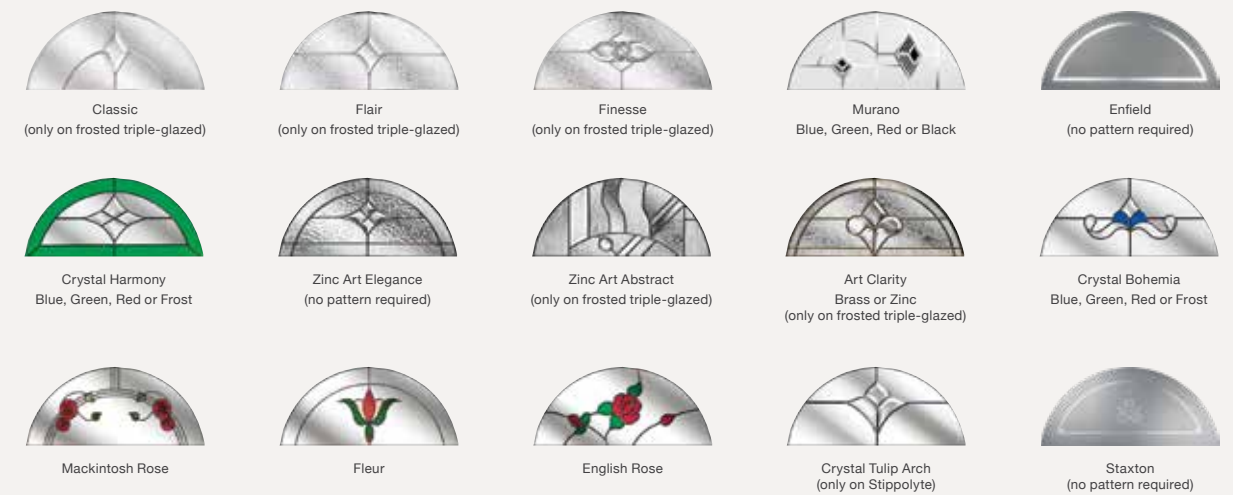
### Colours



### Glass Patterns



### Glass Designs





## 2 Panel 4 Square



### Colours



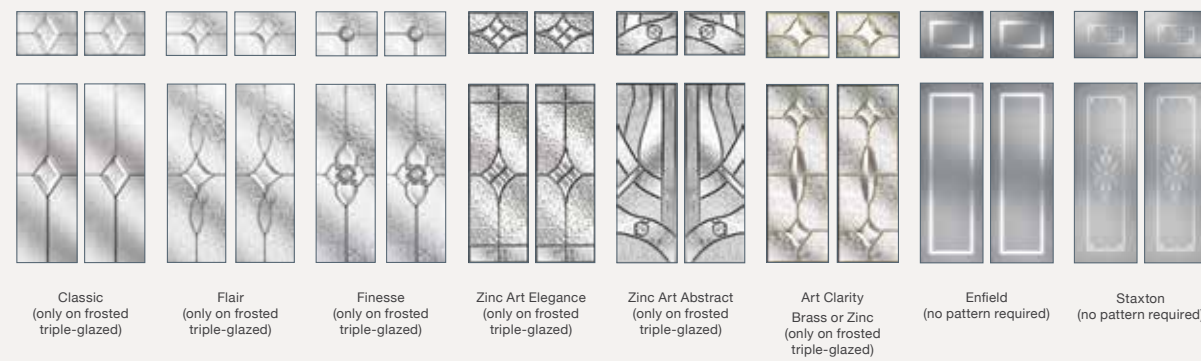
## 4 Panel 2 Square



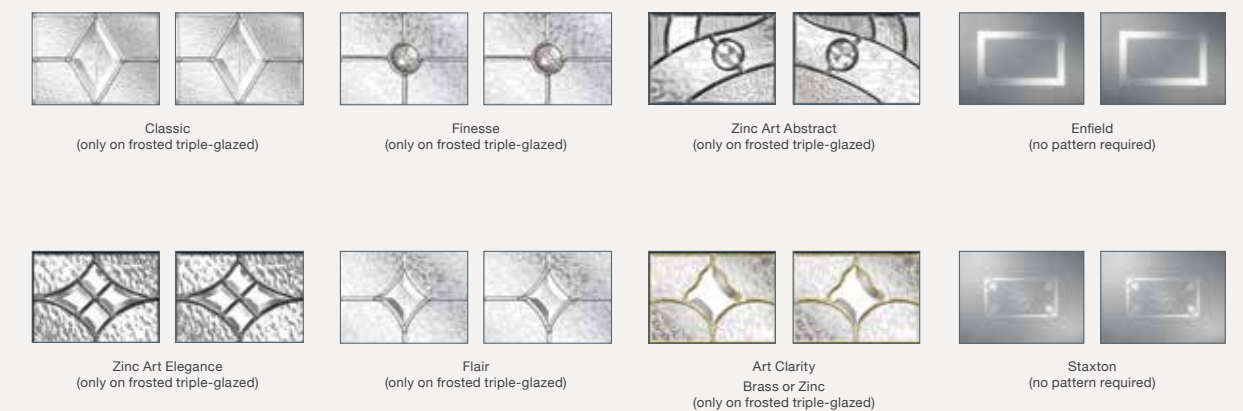
### Colours



### Glass Designs



### Glass Designs





## 2 Panel 2 Square 1 Arch



### Colours



## 4 Panel Sunburst



### Colours



### Glass Designs



### Glass Patterns





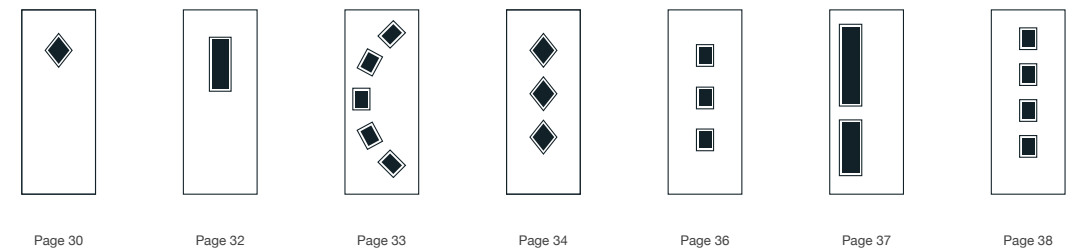


CONTEMPORARY DOORS

# Elegant, Modern Designs

This collection of modern doors are inspired by contemporary, minimalist stylings. Boasting an array of glazing options, from abstract to art deco influences.

This family of doors couples well with modern architecture, or as a contrast to more traditional properties.



Page 30      Page 32      Page 33      Page 34      Page 36      Page 37      Page 38



Page 40      Page 41      Page 42      Page 44      Page 46      Page 47





Diamond, Duck Egg Blue, Florielle™ Glass

## Diamond



### Colours



### Glass Patterns






# 1 Square



## Colours



# Curve



## Colours

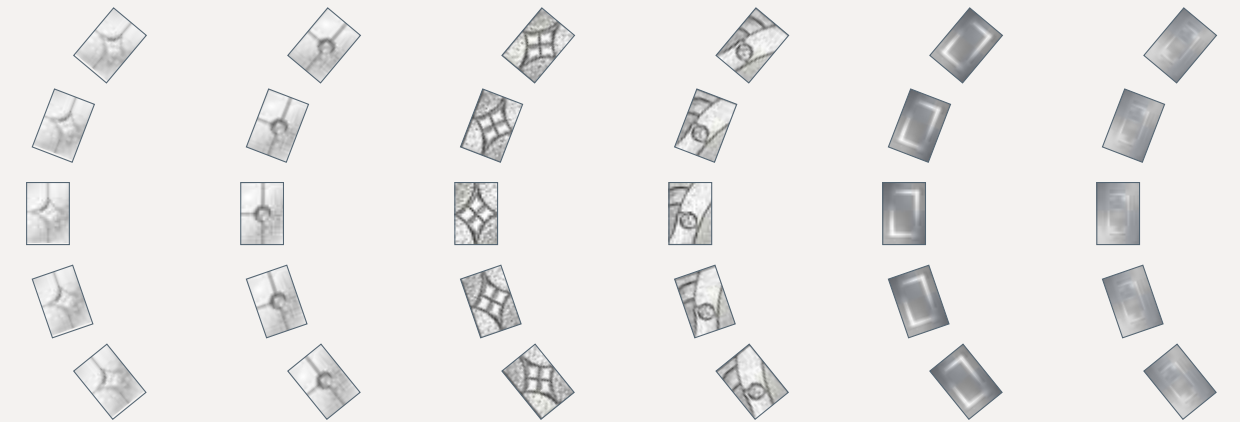


## Glass Designs



Zinc Art Abstract (only on frosted triple-glazed)  
 Art Clarity Brass or Zinc (only on frosted triple-glazed)  
 Crystal Diamond (only on Stippolyte)  
 Murano Black, Blue, Green or Red  
 Enfield (no pattern required)  
 Staxton (no pattern required)  
 Flair (only on frosted triple-glazed)  
 Finesse (only on frosted triple-glazed)

## Glass Designs




Flair (only on frosted triple-glazed)  
 Finesse (only on frosted triple-glazed)  
 Zinc Art Elegance (only on frosted triple-glazed)  
 Zinc Art Abstract (only on frosted triple-glazed)  
 Enfield (no pattern required)  
 Staxton (no pattern required)




# 3 Diamond



## Colours



## Glass Patterns




3 Diamond, Chartwell Green, Stippolyte™ Glass



# 3 Square



## Colours



# Twin Side



## Colours



## Glass Designs



Flair  
(only on frosted triple-glazed)

Finesse  
(only on frosted triple-glazed)


Zinc Art Elegance  
(only on frosted triple-glazed)

Zinc Art Abstract  
(only on frosted triple-glazed)

Enfield  
(no pattern required)

Staxton  
(no pattern required)

## Glass Designs



Crystal Diamond  
(only on Stippolyte)

Murano  
Black, Blue, Green, Red

Zinc Art Elegance  
(only on frosted triple-glazed)

Classic  
(only on frosted triple-glazed)

Finesse  
(only on frosted triple-glazed)

Flair  
(only on frosted triple-glazed)

Zinc Art Abstract  
(only on frosted triple-glazed)

Art Clarity  
Brass or Zinc  
(only on frosted triple-glazed)

Enfield  
(no pattern required)

Staxton  
(no pattern required)





4 Square, Grey, Flair Glass

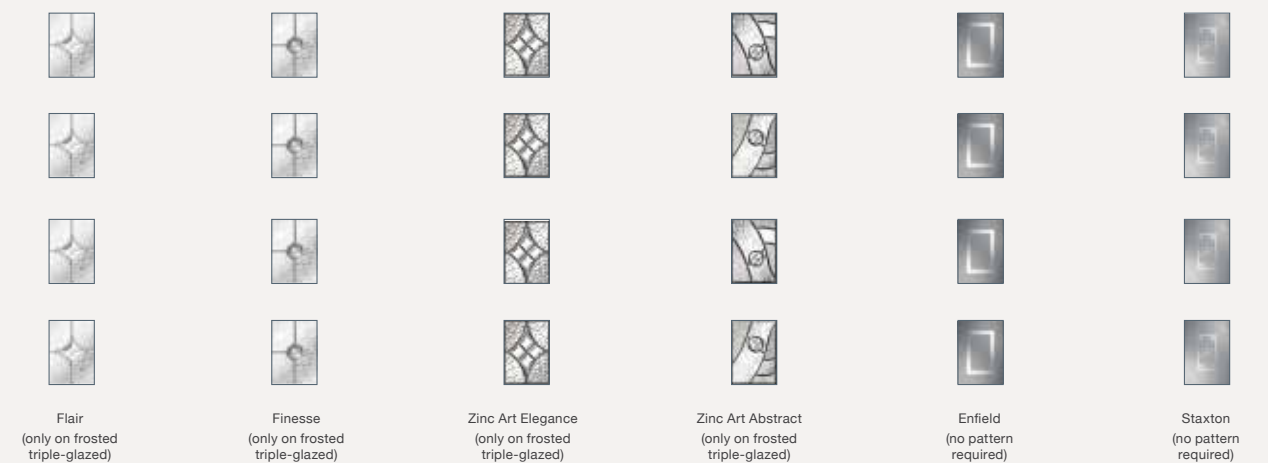
## 4 Square



### Colours



### Glass Designs





# Circle



## Colours



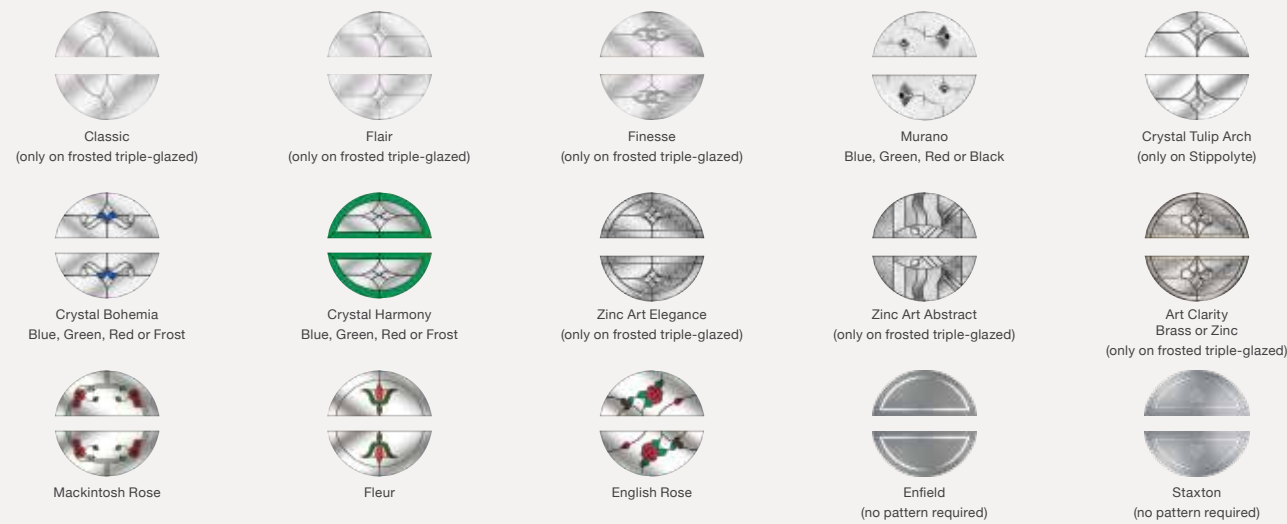
# Mid Square



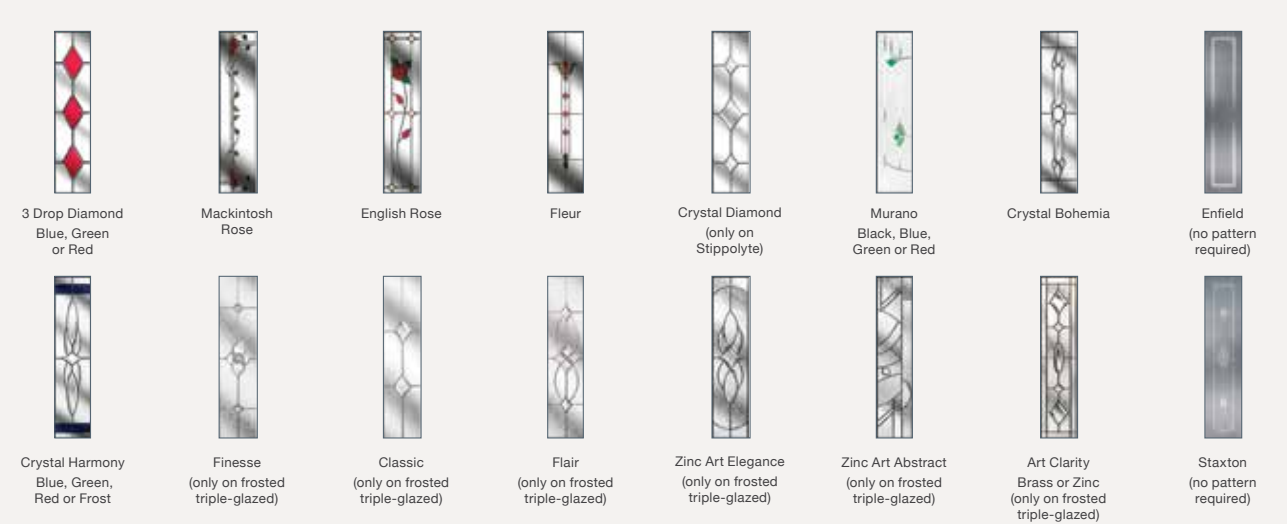
## Colours



## Glass Designs



## Glass Designs








# Cottage Long



## Colours



## Glass Designs



Cottage Long, Grey, Square Bar Handle, Kensington Glass




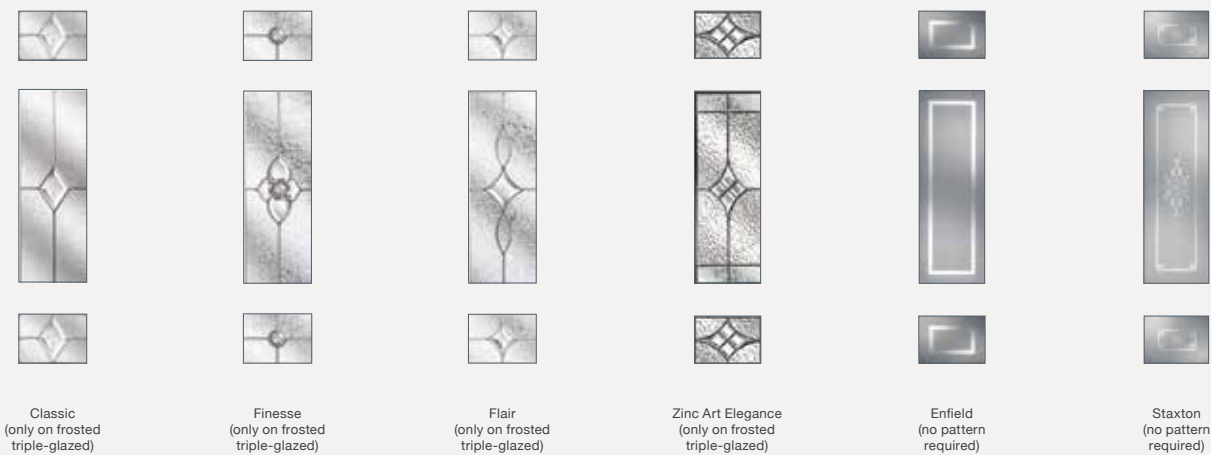
# Mid 3 Square



## Colours



## Glass Designs



Mid 3 Square, Cream, Long Bar Handle, Flair Glass



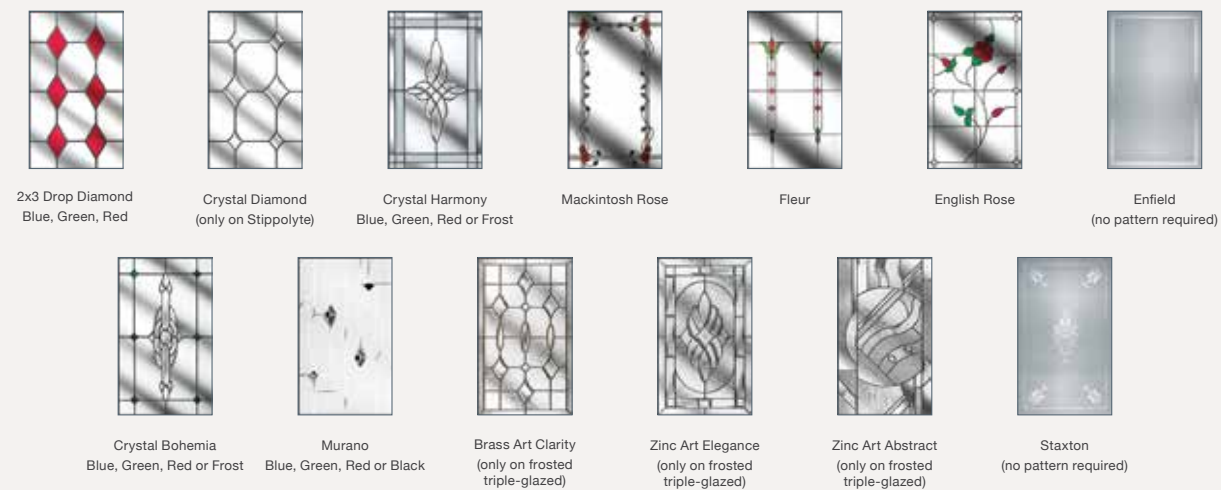
# Cottage Halfglaze



## Colours



## Glass Designs




# 4 Panel

# 6 Panel

# Cottage



## Colours





# Composite Side Panel



## Colours



# Glazed Side Panel

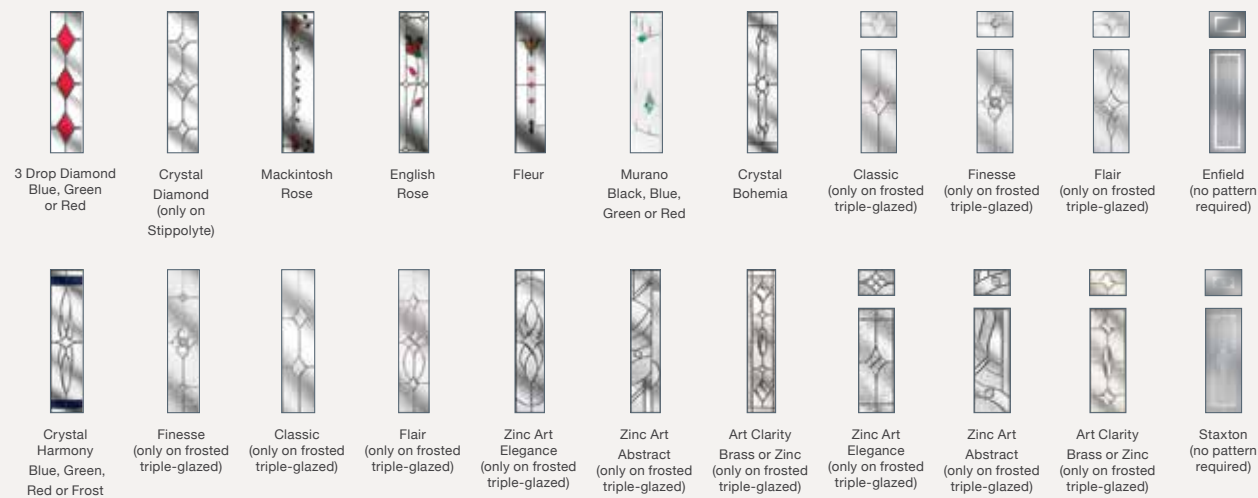
Argon-filled low E glass units.



## Colours



## Glass Designs



## Glass Patterns



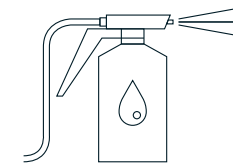




# Finishing Touches

With a large range of finishing options available, you can make your door unique to you. Browse this section to find the right touches to provide the perfect finish to your door.

## COLOUR



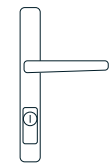
Page 52

## GLAZING



Page 53

## FURNITURE



Page 54

## LOCKS



Page 56

## SECURITY



Page 57

## WEATHER PROOF




Page 59




# Colour Options

The doors in our collection are available in a diverse range of colours (both sides) to suit the character of your home. Please note: if you select a wood-grain colour on both sides of your door, this will only be available in certain door styles.

## Door Colours




## Frame Colours



# Glazing

The range of glass options add character to your door and light to your home, whilst still offering you complete privacy.

## Glazing Patterns and Backing Glass





# Contemporary Furniture



## Handleless Option



## High Lock Option

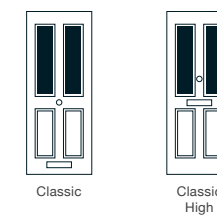


## Availability by Door Style

	2 Panel 2 Arch	2 Panel 2 Angle	2 Panel 2 Square	4 Panel 1 Arch	2 Panel 1 Arch	2 Panel 1 Square	2 Panel 2 Square 1 Arch	6 Panel	4 Panel 2 Square	4 Panel Sunburst	2 Panel 1 Grill	2 Panel Sunburst	Diamond	3 Diamond	4 Panel	Cottage	Mid 3 Square	2 Panel 4 Square
Long Bar				✓				✓	✓	✓			✓	✓	✓	✓	✓	✓
Bow Handle	✓	✓	✓	✓	✓	✓	✓	✓	✓	✓	✓	✓	✓	✓	✓	✓	✓	✓
Square								✓					✓	✓	✓	✓	✓	✓
Classic*	✓	✓	✓	✓	✓	✓	✓	✓	✓	✓	✓	✓	✓		✓	✓		✓
Classic High*	✓	✓	✓	✓				✓	✓	✓			✓		✓	✓		
Square Bar				✓				✓	✓	✓			✓	✓	✓	✓	✓	✓
Page ref.	14	12	15	23	19	18	26	47	25	23	20	22	30	34	47	47	44	24

	1 Square	Cottage Halfglaze	4 Square, Middle	4 Square, Right	4 Square, Left	Circle	3 Square	3 Square	3 Square	Mid Square	Mid Square, Right	Mid Square, Left	Twin Side, Right	Twin Side, Left	Cottage Long	Cottage Long, Right	3 Panel 1 Square	Curve
Long Bar	✓		✓					✓		✓	✓		✓		✓	✓		✓
Bow Handle	✓	✓	✓		✓	✓		✓		✓	✓	✓	✓	✓	✓	✓		✓
Square	✓		✓		✓	✓		✓		✓	✓	✓	✓	✓	✓	✓		✓
Classic*	✓	✓		✓	✓	✓	✓	✓	✓	✓	✓	✓					✓	
Classic High*				✓	✓	✓	✓	✓	✓									
Square Bar	✓		✓		✓			✓	✓	✓	✓	✓	✓	✓	✓	✓		✓
Page ref.	41	46	38	38	38	40	36	36	36	41	41	41	37	37	42	42	16	33



\*Our classic furniture suite is also available in a high position.

Handleless suite available on all styles.



# Locking Options

We know a secure door is important to our customers, and that's why our range of locks, cylinders and handles are tested, certificated and accredited to industry standards. The combination of these locks and a reliably strong structural frame make our doors unrivalled in terms of the peace of mind they offer.

## GU Slam Lock



## Yale TS007 3 Star Handle/ Cylinder Combination Option



Yale's superior cylinder and platinum handle combination is accredited with the coveted TS007 3\* BSi Kitemark – one of the most secure available for composite doors and locks. Subjected to extensive tests, it can resist anything the most determined burglar can throw at it.

## Yale Lockmaster



Developed and tested to deliver superior security and ease of use. British made and featuring a combination of hooks and anti-lift bolts for proven and reassuring protection.

# Enhanced Security

We go beyond mere functionality; we prioritise your safety and peace of mind. Choose from our enhanced security options and experience a new standard of protection for your home.

## Secure Guarantee (on Ultion Locks)



In the unlikely event that you're burgled and the intruder gains entry by snapping the Ultion cylinder you'll get a £5000 compensation and the door repaired or replaced. Activate your guarantee together for free at [www.door-stop-doors.co.uk](http://www.door-stop-doors.co.uk).

## Ultion Sold Secure Diamond Option



The Ultion cylinder has passed all major British standards test for security without the need for cylinder protectors or extra secure door handles. These tests include the highest TS007 standard (3 star) and the extended Sold Secure Diamond test, which is more rigorous and designed by the Master Locksmith Association.

## Yale Conexis



The Yale Conexis Smart Door Lock puts you fully in control giving you the freedom to secure your home without the need for a key. Configure, control and unlock your Smart Door Lock from your smartphone via our secure Bluetooth app.

## Police Recognised - Secured by Design

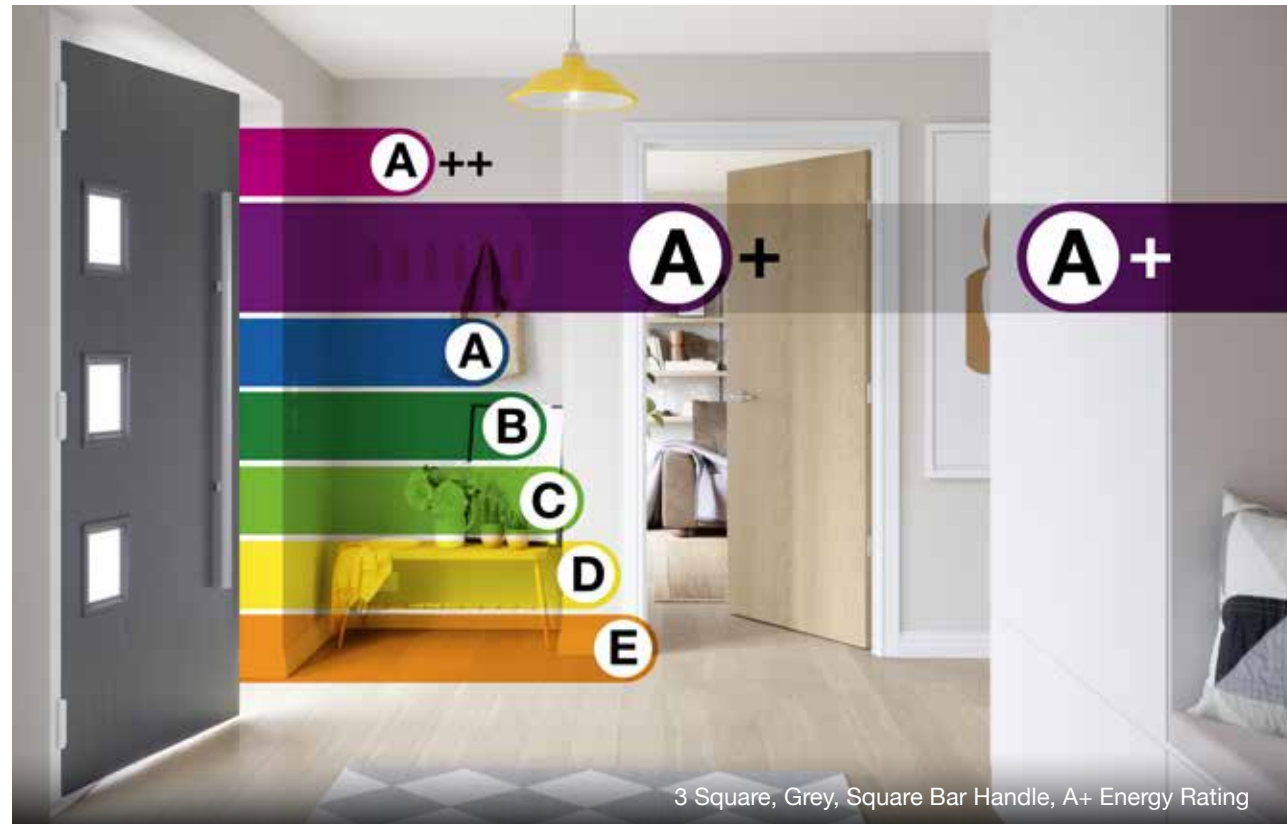


If anyone knows about security, it's the Police. Our Secured by Design option meets their national standard for safer homes. It's recognised by many insurance companies. So as well as enjoying an added sense of safety, you could get a discount on your home insurance cover, too.



# Energy Ratings

Every Door-Stop door is issued with a bespoke energy rating certificate – based on expert data from the Build Research Establishment and accredited by the British Fenestration Ratings Council (BFRC).



## Door Energy Ratings by Door Style

Door Style	1	2	3	4	5	6	7	8	9	10	11	12	13	14	15	16	17	18	19	20
Standard Glass	D	D	D	A+	D	D	D	A+	A+	A+	D	D	A+	D	A+	A+	D	D	D	D
Thermal Glass	B	B	B	A+	B	B	B		A+	A+	B	B	A+	B					B	B
Triple Glazed	B	B	B	A+	B	B	B		A+	A+	B	B	A+	B					B	B

Door Style	21	22	23	24	25	26	27	28	29	30	31	32	33	34	35	36	37	38	39	40
Standard Glass	A+	D	A+	A+	A+	D	A+	A+	A+	D	D	D	D	D	D	D	D	D	D	A+
Thermal Glass	A+	B	A+	A+	A+	B	A+	A+	A+	B	B	B	B	B	B	B	B	B	B	A+
Triple Glazed	A+	B	A+	A+	A+	B	A+	A+	A+	B	B	B	B	B	B	B	B	B	B	A+

# Eco Friendly & Weather Proof

As a responsible manufacturer, we spend a lot of time ensuring that we fulfil our obligations to creating a more sustainable future.

## Green doors – now available in every colour

From day one we chose to use a calcium zinc-based compound in the extrusion of the door frame (which we make in different lengths to avoid waste) because it's much kinder to the planet than lead-based additives.

The door's inner rigid foam system is completely, utterly, one hundred percent CFC-free.

## Reducing our carbon footprint

We've taken big steps to reduce our own carbon footprint too. Door-Stop doors are made right here in the UK, unlike the products of other door companies. And we carefully plan all our delivery routes to cut down the amount of fuel we use.

Other manufacturers look at our doors and go green with envy - we're just greener.

## GRP – The Longest Product Lifespan\*

Door Type	Expected Life	Maintenance
Softwood Door	25 Years	Paint, 5 Years
Hardwood Door	35 Years	Paint, 5 Years
Steel Composite Door	30 Years	Wipe Clean
PVC Composite Door	25 Years	Wipe Clean
<b>GRP Composite Door</b>	<b>35 Years</b>	<b>Wipe Clean</b>
PVC Panel Door	20 Years	Wipe Clean

## Rainfall Tested



The average rainfall in the UK is between 700mm a year in East Anglia and 3,000mm a year in the Scottish Highlands.\*\*

<b>WATERTIGHTNESS</b> Tested in accordance with BSEN 1027	<b>AIR PERMEABILITY</b> Tested in accordance with BSEN 1026	<b>WIND RESISTANCE</b> Tested in accordance with BSEN 12211
---	---	---



All the information in this brochure is provided for guidance only and is given in good faith, but without warranty or guarantee of any kind, whether implied or expressed.

Our policy is to continually improve products. Therefore methods, materials and changes of specification may be made from time to time without prior notice.

Colour samples printed in this publication should only be used as a guide and are as accurate as our printing process allows.

Glass images are reproduced and are the © copyright of Pilkington plc.

All other images are the © copyright Door-Stop International Ltd, a Masonite Company.

October 2024

ZMGD/brochure v.3.22

